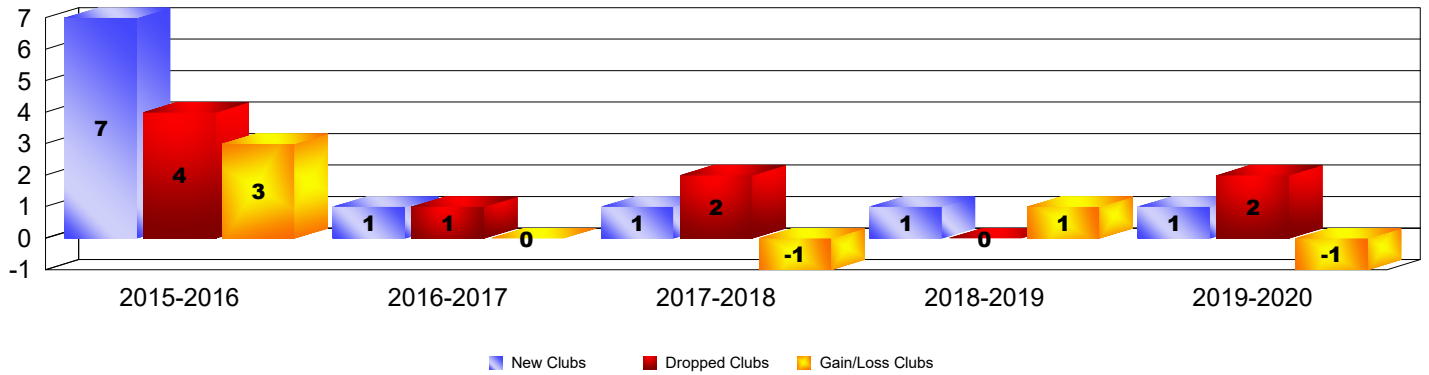


# Multiple District 110

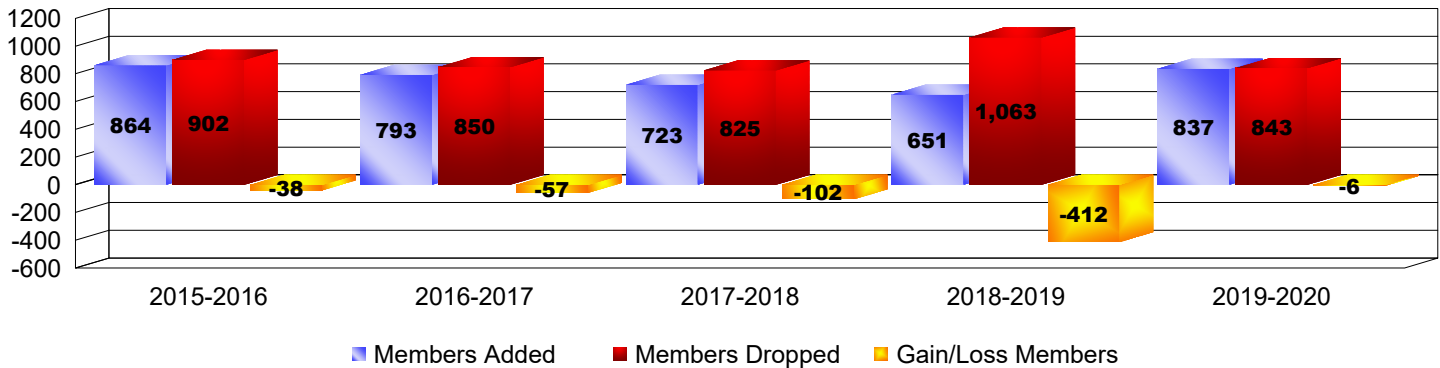
As of June 2020 Cumulative

Year	New Clubs	Dropped Clubs	Gain/Loss Clubs	New Members	Charter Members	Reinstate Members	Transfer Members	Total Member Added	Total Members Dropped	Gain/Loss Members
2015-2016	7	4	3	636	148	62	18	864	902	-38
2016-2017	1	1	0	701	21	36	35	793	850	-57
2017-2018	1	2	-1	609	23	57	34	723	825	-102
2018-2019	1	0	1	534	21	42	54	651	1,063	-412
2019-2020	1	2	-1	716	24	41	56	837	843	-6
<b>Average</b>	<b>2</b>	<b>2</b>	<b>0</b>	<b>639</b>	<b>47</b>	<b>48</b>	<b>39</b>	<b>774</b>	<b>897</b>	<b>-123</b>


## Clubs



## Members



### Membership Composition June 2020 Cumulative



### Gender Comparison June 2020 Cumulative

